

SAVING WATER WITH ROCA



Roca

WHAT ARE ECO PRODUCTS?

It can often be confusing to understand the different terminology used for eco products. Here, we clearly explain the types of product available and how they work.

DUAL FLUSH CISTERNS

All Roca cisterns are dual flush, allowing you to choose the amount of water that is required with 6/3, 5/3 and 4.5/3 litre flush options available. All cisterns also feature delayed fill valves as standard so fresh water does not start to enter the cistern until the flush valve closes after the cistern has completely emptied.



ECO DISC CARTRIDGE

The Roca eco disc cartridge gives you the choice between two water flows. As you raise the lever handle you reach a level of resistance giving 50% of the flow; by lifting beyond this bite-point, you achieve full water flow. The cartridge also has a temperature limiter, set when installing the tap, to eliminate the risk of scalding. It can also easily be altered after installation.



ELECTRONIC TAPS

This is one of the most effective ways of saving water as the proximity detector opens the tap when your hands get close to it and closes it when they move away. This type of tap operation is also very hygienic as there is no need to touch the tap to operate the flow.



FLOW RESTRICTORS

To reduce your water usage without changing the tap you can easily add a Roca flow limiter to our basin taps, shower heads or shower hoses. Flow controls reduce the maximum flow delivered by the tap to a specified economical flow rate per minute.



PROGRESSIVE CARTRIDGE

A progressive cartridge always starts the flow with cold water and as you continually turn the control the flow changes to a mix of hot and cold, ending the turn with hot water. This leads to significant energy savings as water systems are only activated when hot water is required.



THERMOSTATIC

Thermostatic taps automatically maintain a constant temperature irrespective of the variations in the water pressure and the temperature of the hot and cold water supply. They have a cartridge or thermostatic element and a control for selecting the temperature which features a safety stop that prevents scalding.



REDUCED CAPACITY BATHS

These baths hold a lower capacity of water than standard baths due to a reduced height (low level baths), lowered overflow or internal shaping.







TAPS



A Roca flow restrictor can be added to basin mixers to reduce their flow rate to a specified and controlled maximum and can be as low as 3.75 litres/minute. The majority of our single lever mixers also come with our innovative Eco disc cartridge which is explained below.

Each tap is illustrated with a symbol to indicate which functions are available/compatible.

 = Eco disc as standard  = Flow restrictor can be fitted

For details of the full range, including a listing of the flow restrictors available, ask us for a Book of the Tap brochure.

TOUCH



H118, SP101



SILVER SHADOW



H200, SP100



SILVER CROWN



H215, SP100



THEESIS*



H155, SP98



AMURA-N



H158, SP116



SINGLES-PRO*



H125, SP102



M2-N*



H168, SP114



MOAI



H137, SP103



LOGICA-N*



H145, SP118



MONOJET-N



H120, SP109



ESMAI



H150, SP112



TARGA



H143, SP105



MONODIN-N



H125, SP110



VECTRA



H111.5, SP104



V2



H117, SP103



BRAVA-N



W110, SP95



DANUBE-N



W105, SP120




DANUBE CROSS



W105, SP120



 Our **Eco Disc** cartridge gives you the choice between two water flows as there is a level of resistance at 50% of the full flow rate*. It also features a temperature limiter which is set during installation to eliminate the risk of scalding.

*The Thesis, M2-N and Logica-N basin mixers are limited to 8 litres/minute as standard. The Singles-Pro basin mixers come with a progressive cartridge and are also limited to 9 litres/minute.
 *If used in conjunction with a flow restrictor, level of resistance may not be at 50% flow as flow rate is over-riden by restrictor. The temperature limiter is not affected.



SHOWERS



A Roca flow restrictor can be added to most showers to reduce their flow rate to as low as 5 litres/minute helping homes meet the Code.

Our thermostatic shower range includes wall-mounted, built-in, deck-mounted, floor-mounted and shower columns or kits options for maximum choice. They allow you to select the exact temperature desired and have a temperature limiter.

For details of the full range, including a listing of the flow restrictors available, ask us for a Book of the Tap brochure.

TOUCH-T



SILVER SHADOW-T



ELEMENT-T



KENDO-T



THESIS-T



AMURA-N-T



LOFT-T



MOAI-T



TARGA-T



PANAMA-N-T



PRADA-T



DANUBE-T



ATAI-T



Thermostatic products available

- Wall-mounted bath shower mixer
- Wall-mounted shower mixer
- Built-in bath shower mixer
- Built-in bath or shower mixer
- Deck-mounted 4-hole bath shower mixer
- Floor-mounted column bath shower mixer
- Shower column

SHOWER KIT



Box containing thermostatic wall-mounted shower mixer (Targa or Prada), handset, 1.7m flexible hose, standard riser rail and soap dish.



WC'S



All Roca close coupled, back-to-wall and wall-hung WC's come with 6/3 litre dual flush cistern fittings as a maximum, giving you a wide range of styles to choose from. We have further reduced options of 5/3 and 4.5/3 in some ranges as detailed below. Using a Roca dual flush WC in combination with other products will enable you to meet even the highest level of the Code.

For details of our full product range, ask us for an Everything in Bathrooms brochure.

<p>FRONTALIS</p>  <p>6L • 3L</p>	<p>VERANDA-N</p>  <p>6L • 3L</p>	<p>KHROMA</p>  <p>6L • 3L</p>	<p>ELEMENT</p>  <p>6L • 3L</p>	<p>HAPPENING</p>  <p>6L • 3L</p>	<p>NEW CLASSICAL</p>  <p>6L • 3L</p>	<p>GEORGIA</p>  <p>6L • 3L</p>
<p>HALL</p>  <p>5L • 3L • 4.5L • 3L</p>	<p>SYDNEY</p>  <p>6L • 3L</p>	<p>MERIDIAN-N</p>  <p>6L • 3L • 4.5L • 3L</p>	<p>MERIDIAN-N COMPACT</p>  <p>6L • 3L • 4.5L • 3L</p>	<p>SENSO</p>  <p>6L • 3L</p>	<p>SENSO COMPACT</p>  <p>6L • 3L • 4.5L • 3L</p>	<p>DAMA</p>  <p>6L • 3L</p>
<p>GIRALDA</p>  <p>6L • 3L • 4.5L • 3L</p>	<p>NEXO</p>  <p>6L • 3L</p>	<p>LAURA</p>  <p>6L • 3L • 4.5L • 3L</p>	<p>W+W</p> 	<p>◀ Highlighting its commitment to design and innovation, Roca has combined the washbasin and WC to create W+W. This ground breaking idea, incorporating Roca's new 'water-reuse' technology, uses waste water from the basin to fill the WC cistern, thereby reducing water usage by up to 25% compared to a standard 6/3 litre dual-flush WC. For safe hygiene there is a double filtration system to filter particle debris and chemically treat the used water before being applied to flush the WC, thereby eliminating bacteria. W+W won the international Design Plus Award at ISH 2009 for its innovative concept as well as outstanding sustainability.</p>		



BATHS



Our wide range of acrylic and steel baths are available in many shapes, styles and sizes, including eco variants with capacities starting from just 130 litres. All of these eco baths are shown below as well as three of our most popular standard baths which, when used with the right combination of products, can still enable you to meet the Code requirements. This means you have a wider choice of baths to suit your style and budget.

For details of our full product range, ask us for an Everything in Bathrooms brochure.

CONTESA ECO
Porcelain enamelled steel

130 litres



Features
1700 x 700, 2 tapholes
Reduced height or superthick panel*
3 legset options
(Standard Contesa available – 195 litres)

CARLA ECO
Porcelain enamelled steel

130 litres



Features
1700 x 700, 2 tapholes
Anti-slip, grips
Reduced height or superthick panel*
3 legset options
(Standard Carla available – 195 litres)

SEVILLE ECO
Acrylic

140 litres



Features
1700 x 700, 2 tapholes
Superthick panel

CADIZ ECO
Acrylic

140 litres



Features
1700 x 700, 2 tapholes, grips
Superthick panel

ALMERIA
Acrylic

130 litres



Features
1700 x 700, 2 tapholes, optional grips
Superthick panel

GENOVA
Acrylic

160 litres



Features
1700 x 700, 2 tapholes, integral grips
Superthick panel

SURESTE
Acrylic

155 litres



Features
1700 x 700, 2 tapholes, grips
Superthick panel

VYTHOS
Acrylic

170-250 litres



Features
1600/1700 x 700
1700 x 800, 1800 x 900 (double ended),
0 tapholes, optional headrest
Reinforced panel

The use of superthick panels on the eco steel baths will require some modification as the baths will need raising by a minimum of 2 inches.

OUR ENVIRONMENTAL POLICY



The development of water and energy saving solutions for our products together with public awareness campaigns conducted to encourage responsible consumption are a result of our commitment to respect the environment.

One of the most ambitious of our commitments to date is the waste product treatment programme 'Zero Residue'. A 100% reduction in waste products throughout the manufacturing processes has already been achieved in our production centres in Brazil and Argentina and the same target is in place for other centres throughout the world.

As the leading global bathroom brand, we accept responsibility for sustainable development in our production plants and sponsorship activities, with responsible consumption being the priority.

Numerous certificates have been awarded which vouch for the fact that our production processes strictly comply with requirements for the conservation of the environment as well as our products meeting the quality standards imposed by current regulations.



GOVERNMENT ACTIONS

The **Code for Sustainable Homes** aims to improve the overall sustainability of new homes by setting standards in nine design categories, one of which is water. The Code offers home builders the opportunity to demonstrate the sustainability performance of their homes, and to differentiate themselves from their competitors.

At the time of print, it remains voluntary to build a home to meet the Code but assessment is mandatory in order to receive a Code certificate.

There are six different levels which can be achieved, depending on the level of sustainability achieved. For potable water use, the levels are:

Code level (Part G also shown)	Maximum Potable Water Consumption (in litres per person per day)
Levels 1/2 (★/★★)	120
Levels 3/4 (★★★/★★★★)	105
Levels 5/6 (★★★★★/★★★★★★)	80
Part G	125*

The revised **Part G** draft of the Building Regulations is due to come into force on 6th April 2010. For more information and the latest updates on this, please visit www.planningportal.gov.uk

An added requirement in section G3 is that measures must be taken to ensure that the hot water supply to the bath does not exceed 48°C. Our range of thermostatic taps can ensure that the temperature remains stable or you can use an underbath thermostat with any tap of your choice.

The change in section G2 requires that the water usage in new buildings is to be no more than 125* litres per person per day. *This figure includes a fixed factor of 5 litres for water used outdoors. This is not to be confused with the levels in the Code, which remain separate.

For both the Code and Part G, we have adapted the 'Water efficiency calculator for new dwellings' created by the government, so that you can easily select Roca products and see whether the combination would be Part G compliant and which level of the Code it would meet. For the latest version of this calculator, please see the back page for access details.


CRACK THE CODE WITH ROCA

To obtain the latest free Eco information from Roca please contact the office using the address below or by emailing eco@uk.roca.net

Samson Road, Hermitage Ind. Estate, Coalville, Leics. LE67 3FP.
Tel. (01530) 830080 Fax. (01530) 830010

INFORMATION AVAILABLE INCLUDES

- A copy of our easy to use water consumptions calculator which enables you to see the exact water usage and level of CSH compliance for all Roca product combinations
- An FAQ document to help explain the changes to the Building Regulations in terms of water and energy usage and assist in explaining the implications of these changes in the bathroom
- Further details, including updates, on Roca eco products and initiatives
- Contact details for your local representative should you wish to discuss any future commercial projects



THE LEADING GLOBAL
BATHROOM BRAND
www.roca.com

